



***PREPARIAMOCI PER  
ANDARE A SCUOLA***

**SERVIZIO DI LOGOPEDIA  
DIPARTIMENTO SALUTE  
MENTALE  
UOSD NEUROPSICHIATRIA  
INFANTILE-ASL 4 TERAMO**

# DI COSA SI TRATTA?

CARI GENITORI, NONNI, ZII, AMICI.....I VOSTRI BAMBINI A SETTEMBRE ANDRANNO A SCUOLA.....PERCHE' NON PREPARARLI AD AFFRONTARE IL MAGICO MONDO DELLA LETTURA E DELLA SCRITTURA? ABBIAMO PENSATO A SEMPLICI E DIVERTENTI ATTIVITA' CHE POSSANO AIUTARLI A PRENDERE CONSAPEVOLEZZA SUL FATTO CHE LE PAROLE SONO FORMATE DA SUONI E SILLABE. SI CHIAMANO « COMPETENZE METAFONOLOGICHE» ....CIOE' QUELLE COMPETENZE CHE AIUTANO IL BAMBINO A PERCEPIRE UDIVAMENTE I SUONI CHE COMPONGONO LE PAROLE DEL LINGUAGGIO, AD ANALIZZARE E MANIPOLARE IL LINGUAGGIO NELLE SUE UNITA'. E SAPETE UNA COSA???.QUESTE STRAORDINARIE COMPETENZE SONO REQUISITI FONDAMENTALI PER L'APPRENDIMENTO DELLA LETTO-SCRITTURA.....



# RICORDATE PERO' . . . . .

**QUESTE ATTIVITA' SONO PER BAMBINI CHE FREQUENTANO L'ULTIMO ANNO DI SCUOLA MATERNA E PER QUELLI CHE STANNO INIZIANDO LA PRIMA ELEMENTARE. I BAMBINI VANNO ALLENATI A FAMILIARIZZARE CON QUESTE COMPETENZE....NON SONO ESERCIZI DI LETTURA MA DI PERCEZIONE.....**

**PER CUI SE NON RIESCONO SUBITO CONTINUE AD INSISTERE GIOCANDO...E' UN ALLENAMENTO!!!!!!**

**PROVATE E RIPROVATE.....**


**IL BAMBINO IMPARERA' COSI' A MANIPOLARE BENE I SUONI CHE COMPONGONO IL LINGUAGGIO E..... APPRENDERE LA LETTO-SCRITTURA SARA'..... PIU' FACILE.....DAI INIZIAMO A GIOCARE...**





# SILLABA INIZIALE DI PAROLA E SEGMENTAZIONE SILLABICA





PE




PA





PO



PE



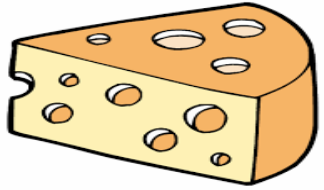
PE





PRONUNCIA LA PAROLA , TOCCA IL  
CERCHIETTO VERDE E DICI LA SILLABA  
INIZIALE POI PROSEGUI TOCCANDO  
L'ALTRO CERCHIETTO A FIANCO IN  
QUESTO MODO PE-RA  
PA-NE  
PE-CO-RA  
STAI DIVIDENDO LA PAROLA IN SILLABE  
E TI STAI ESERCITANDO SULLA SILLABA  
INIZIALE.

# SILLABA INIZIALE DI PAROLA E SEGMENTAZIONE SILLABICA


PROCEDI COME  
NELL'ESERCIZIO  
PRECEDENTE





FO




FU



FA



FU





ASL TERAMO  
SERVIZIO DI  
LOGOPEDIA UOSD-  
NPIA

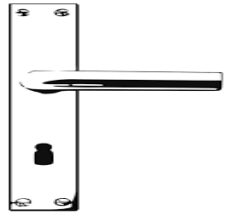

# SILLABA INIZIALE DI PAROLA E SEGMENTAZIONE SILLABICA





MA





MA



MA




ME






# SILLABA INIZIALE DI PAROLA E SEGMENTAZIONE SILLABICA





TO





TE



TA



TU

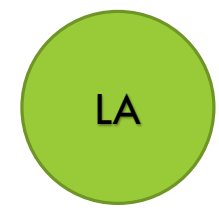



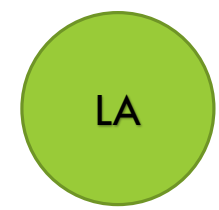


# SILLABA FINALE DI PAROLA E SEGMENTAZIONE SILLABICA







PRONUNCIA LA PAROLA IN SILLABE , TOCCA IL CERCHIETTO VERDE E DICI LA SILLABA FINALE.  
STAI DIVIDENDO LA PAROLA IN SILLABE E TI STAI ESERCITANDO SULLA SILLABA FINALE.



pixers







© CanStockPhoto.com - csp45481686







ASL TERAMO SERVIZIO  
DI LOGOPEDIA UOSD-  
NPIA



# SILLABA FINALE DI PAROLA E SEGMENTAZIONE SILLABICA





# SILLABA FINALE DI PAROLA E SEGMENTAZIONE SILLABICA




ASL TERAMO  
SERVIZIO DI  
LOGOPEDIA UOSD-  
NPPIA

**FONEMA INIZIALE  
TOCCA IL PRIMO CERCHIETTO  
PRONUNCIANDO IL PRIMO SUONO  
DELLA PAROLA . COME INIZIANO LE  
PAROLE?**




ASL TERAMO  
SERVIZIO DI  
LOGOPEDIA UOSD-  
NPIA

**FONEMA INIZIALE  
TOCCA IL PRIMO CERCHIETTO  
PRONUNCIANDO IL PRIMO SUONO  
DELLA PAROLA .COME INIZIANO LE  
PAROLE?**



**FONEMA INIZIALE  
TOCCA IL PRIMO CERCHIETTO  
PRONUNCIANDO IL PRIMO SUONO  
DELLA PAROLA. COME INIZIANO LE  
PAROLE?**



ASL TERAMO SERVIZIO DI  
LOGOPEDIA UOSD-NPIA

ASCOLTA LA SILLABA CHE DICO E DIMMI LA PAROLA CHE INIZIA CON.....

LU

BO



GE

TO

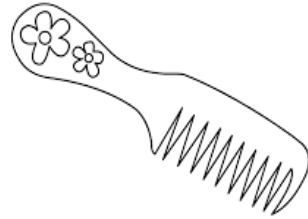


ES: FA SENTIRE LA BAMBINO «BO» E IL BAMBINO DEVE INDICARE BOTTIGLIA

ASCOLTA LA SILLABA CHE DICO E DIMMI LA PAROLA  
CHE INIZIA CON.....


PE

SA



FA

PO



ASCOLTA LA SILLABA CHE DICO  
E DIMMI LA PAROLA CHE INIZIA  
CON.....

CO

MA



SO

PE



ASL TERAMO SERVIZIO  
DI LOGOPEDIA UOSD-  
NPIA



ASCOLTA LA SILLABA CHE DICO E DIMMI LA  
PAROLA CHE INIZIA CON.....

PO



CO

TE



PE

ASL TERAMO SERVIZIO DI  
LOGOPEDIA UOSD-NPIA

INIZIA CON.....


A

I


O

U

E





www.tuttodieggi.com



ASL TERAMO SERVIZIO DI  
LOGOPEDIA UOSD-NPIA


© ALL RIGHTS RESERVED

TUTTE QUESTE PAROLE **FINISCONO** CON LA STESSA SILLABA (LA).....TRANNE UNA.....QUALE?





© pixars

Pronuncia le parole insistendo sull'ultima sillaba  
«coccinella-la-la-la»  
Obiettivo: riconoscimento ultima sillaba della parola




TUTTE QUESTE PAROLE **FINISCONO** CON LA STESSA SILLABA (TA).....TRANNE UNA.....QUALE?



Pronuncia le parole insistendo sull'ultima sillaba  
«forchetta-ta-ta-ta»  
Obiettivo: riconoscimento ultima sillaba della parola

TUTTE QUESTE PAROLE **INIZIANO** CON  
LA STESSA SILLABA (SA).....TRANNE  
UNA.....QUALE?

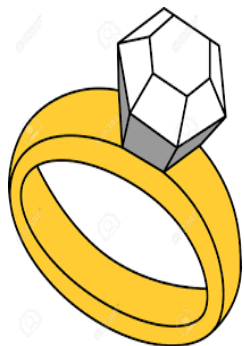


TUTTE QUESTE PAROLE **INIZIANO** CON LO STESSO SUONO  
(A).....TRANNE UNA.....QUALE?


A



© Can Stock Photo



www.tutodieggi.com



ASLTERAMO SERVIZIO DI  
LOGOPEDIA U OSD-NPIA




www.kidobloggi.com

TUTTE QUESTE PAROLE **INIZIANO** CON LO  
STESSO SUONO (O).....TRANNE  
UNA.....QUALE?

O



© CanStockPhoto.com - csp45481686



© ALL RIGHTS RESERVED



23/23 © Evygen



